



## COVID-19

**=** COVID-19 activity is unchanged from the previous week

- 1** COVID-19 related death in the last 3 months

---

- 3** COVID-19 outbreaks in the last 3 months

## INFLUENZA

**↑** Influenza activity has increased from the previous week

- 2** Influenza related death in the last 3 months

---

- 1** Influenza outbreak in the last 3 months

## RSV

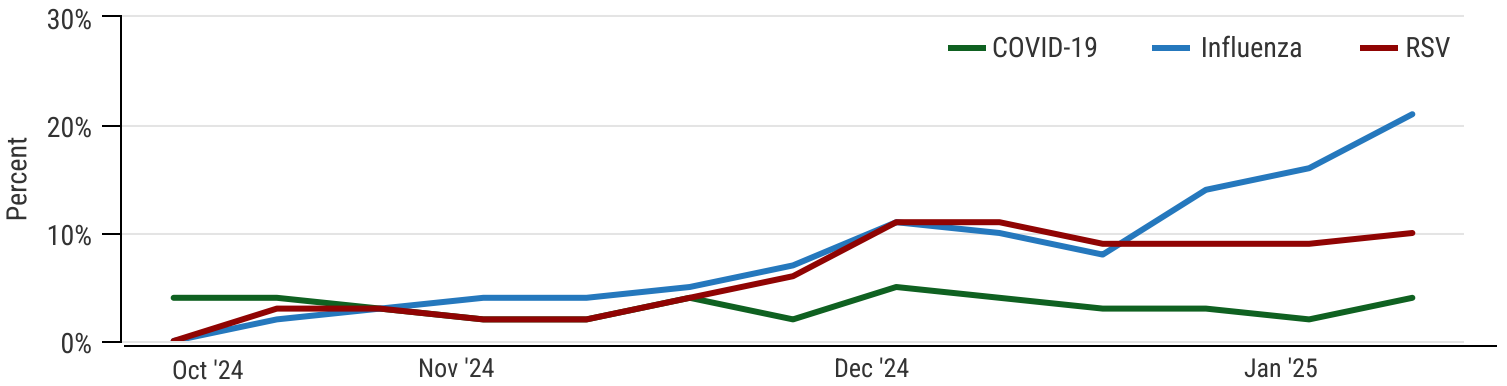
**=** RSV activity is unchanged from the previous week

- 0** RSV related deaths in the last 3 months

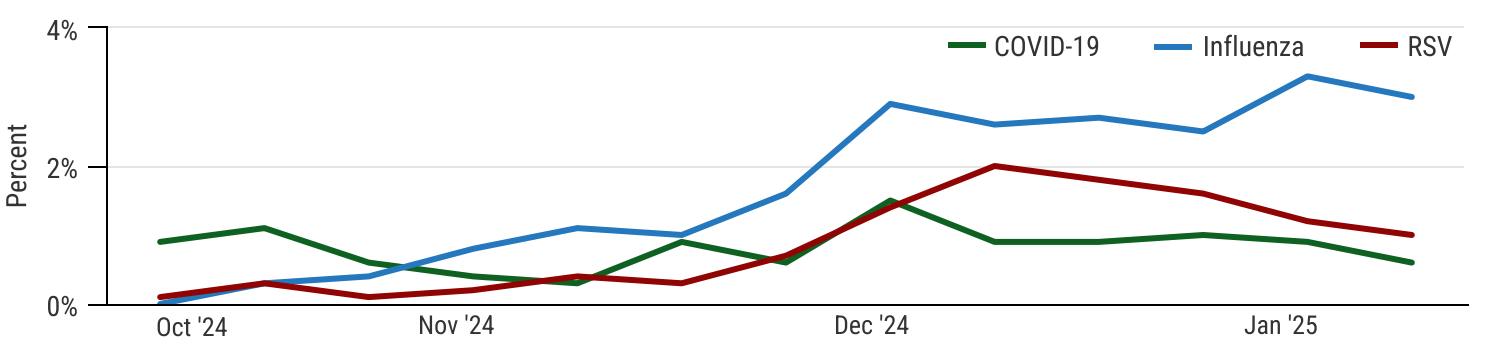
---

- 0** RSV outbreaks in the last 3 months

Percent of total tests that were positive for COVID-19, Influenza and RSV at Skagit based hospitals -- Skagit County



Percent of Emergency Department (ED) visits due to COVID-19, Influenza and RSV -- Skagit County

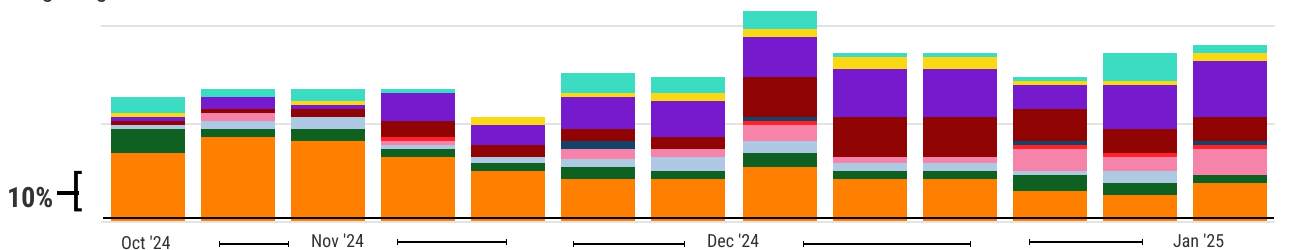


Weekly percent positivity rates of common respiratory pathogens -- Skagit County

- Rhinovirus/Enterovirus
- Parainfluenza
- Non COVID-19 Coronaviruses
- RSV
- Adenovirus
- COVID-19
- Bordetella parapertussis
- Metapneumovirus
- Influenza A
- Mycoplasma pneumoniae
- Influenza B

**Interpretation:** figure shows the % of tests for each individual organism that were positive. Example below: 10% of COVID tests were positive, 5% of RSV tests were positive.

Data shared from Skagit County based Skagit Regional Health facilities.



NOTE: Respiratory illness season typically occurs October 1st through May 31st. For this report, data for the last quarter is shown. See previous reports for historical data. SOURCE: Data are from ESSENCE syndromic surveillance system, and are subject to change as they are finalized. Death data is reported once finalized. Questions? Contact Skagit County Public Health: 360-416-1500 or [CommunicableDisease@co.skagit.wa.us](mailto:CommunicableDisease@co.skagit.wa.us)